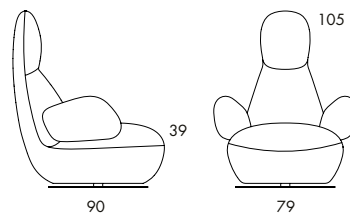
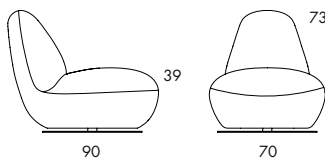


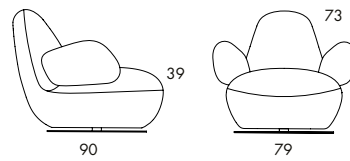
**O50** 27 kg | 0.9 m<sup>3</sup>/pc



**O50A** 31 kg | 0.9 m<sup>3</sup>/pc



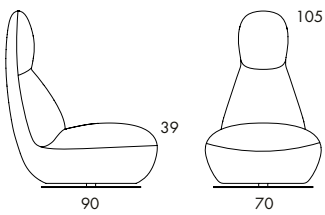
**O52** 26 kg | 0.9 m<sup>3</sup>/pc



**O52A** 30 kg | 0.9 m<sup>3</sup>/pc

**EASY CHAIR.** Steel frame with no-sag springs. Moulded polyurethane foam padding with fabric or leather cover. Standard version has a steel swivel base with auto return painted as per cc. 1 in grey textured finish. Alternative chrome-plated steel frame (chrome III).

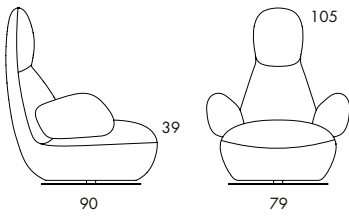




**O50** 27 kg | 0.9 m<sup>3</sup>/pc

	<b>O50</b>
Seat height	39
Overall height	105
Overall width	70
Seat depth	53
Overall depth	90
Weight, kg	27
Cbm	0.9

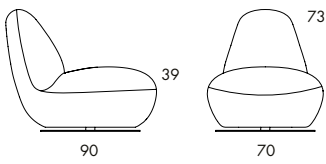




**O50A** 31 kg | 0.9 m<sup>3</sup>/pc

	<b>O50A</b>
Seat height	39
Overall height	105
Overall width	79
Seat depth	53
Overall depth	90
Weight, kg	31
Cbm	0.9

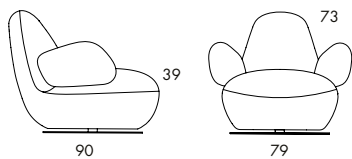




**O52** 26 kg | 0.9 m<sup>3</sup>/pc

	<b>O52</b>
Seat height	39
Overall height	73
Overall width	70
Seat depth	53
Overall depth	90
Weight, kg	26
Cbm	0.9





**O52A** 30 kg | 0.9 m<sup>3</sup>/pc

	<b>O52A</b>
Seat height	39
Overall height	73
Overall width	79
Seat depth	53
Overall depth	90
Weight, kg	30
Cbm	0.9

