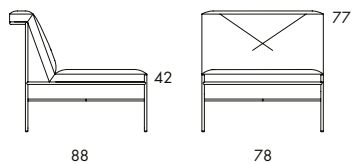
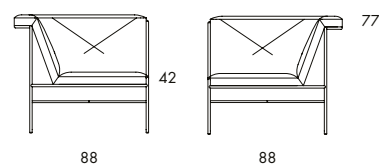


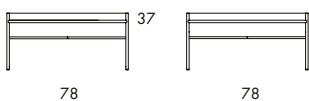
S161 12 kg | 0.6 m³/pc (0.91 m³/2 pcs)



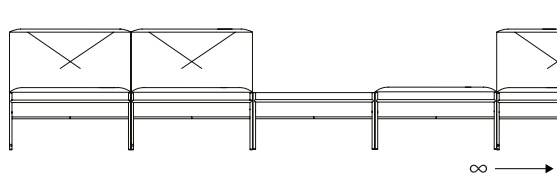
S162 16.7 kg | 0.91 m³/pc (1.06 m³/2 pcs)



S163

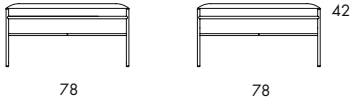


L161 15.9 kg | 0.6 m³/pc (0.91 m³/2 pcs)



SECTIONAL FURNITURE. Frame in lacquered steel. Internal frame in wood. Padding of polyurethane foam. No-sag springs. Upholstered in fabric or leather. Leather as per cc. 6a. Updated Painted steel frame. Plastic foot. Coupling fittings included. Tabletop in solid wood. Now with the new Unit X frame.

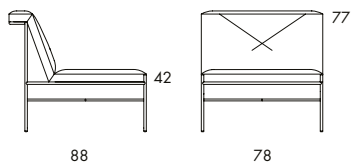




S161 12 kg | 0.6 m³/pc (0.91 m³/2 pcs)

	S161
Seat height	42
Overall height	42
Seat width	78
Overall width	78
Seat depth	78
Overall depth	78
Weight, kg	12
Cbm	0.6

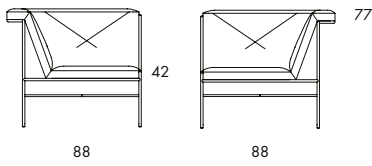




S162 16.7 kg | 0.91 m³/pc (1.06 m³/2 pcs)

	S162
Seat height	42
Overall height	77
Seat width	78
Overall width	78
Overall depth	88
Weight, kg	16.7
Cbm	0.91

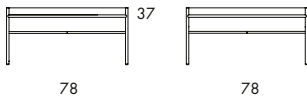





S163

	S163
Seat height	42
Overall height	77
Overall width	88
Overall depth	88





L161 15.9 kg | 0.6 m³/pc (0.91 m³/2 pcs)

	S161
Overall height	37
Overall width	78
Overall depth	78
Weight, kg	15.9
Cbm	0.6

