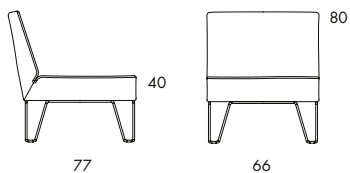
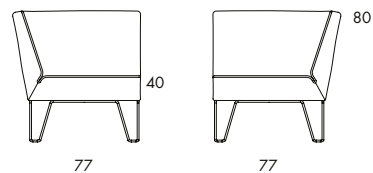


S100 11 kg | 0.18 m³/pc



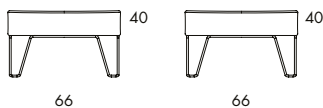
S102 17 kg | 0.45 m³/pc



S103 23.5 kg | 0.53 m³/pc

SECTIONAL SOFA. Frame of wood. Padding of CMHR polyurethane foam. No-sag springs. Upholstered in fabric or leather. Leather as per cc. 6a. Chrome-plated (chrome III) or black-lacquered steel frame. Plastic foot. Link fitting

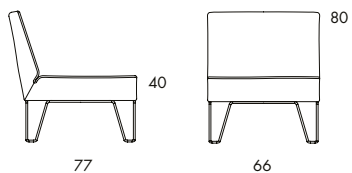




S100 11 kg | 0.18 m³/pc

	S100
Seat height	40
Overall width	66
Seat depth	66
Overall depth	66
Weight, kg	11
Cbm	0.18

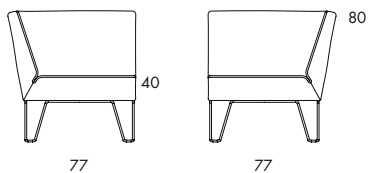




S102 17 kg | 0.45 m³/pc

	S102
Seat height	40
Overall height	80
Overall width	66
Seat depth	55
Overall depth	77
Weight, kg	17
Cbm	0.45





S103 23.5 kg | 0.53 m³/pc

	S103
Seat height	40
Overall height	80
Seat width	66
Seat depth	55
Overall depth	77
Weight, kg	23.5
Cbm	0.53

